VC1 (14 x 35)
ESC 1:75

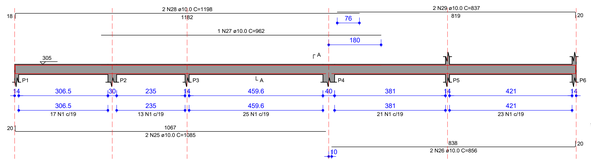

SEÇÃO A-A
ESC 1:60

VC2 (14 x 35)
ESC 1:75

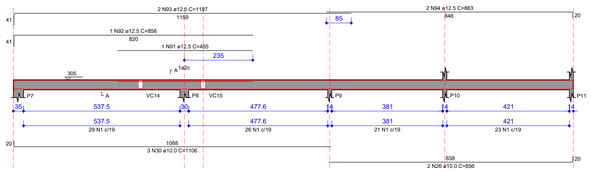

SEÇÃO A-A
ESC 1:60

VC3 (14 x 40)
ESC 1:75

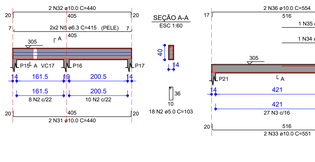

SEÇÃO A-A
ESC 1:60

VC4 (14 x 30)
ESC 1:75

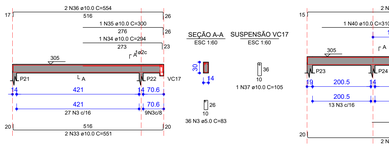

SEÇÃO A-A
ESC 1:60

SUSPENSÃO VC17
ESC 1:60

VC5 (14 x 30)
ESC 1:75

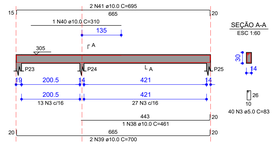

SEÇÃO A-A
ESC 1:60

RELAÇÃO DO AÇO DAS VIGAS DE COBERTURA

VC1 VC2 VC3
VC4 VC5 VC6
VC7 VC8 VC9
VC10 VC11 VC12
VC13 VC14 VC15
VC16 VC17 VC18
VC19 VC20

AÇO	N	DIAM (mm)	QUANT	C.UNIT (cm)	C.TOTAL (cm)
CA60	1	5.0	317	93	29481
	2	5.0	234	103	24102
	3	5.0	638	83	52954
	4	5.0	73	183	13359
	5	6.3	4	corr	526
	6	6.3	4	corr	526
	7	6.3	4	corr	984
	8	6.3	2	233	466
	9	6.3	2	241	482
	10	6.3	2	220	440
	11	6.3	8	corr	8440
	12	6.3	8	corr	4120
	13	6.3	4	974	3896
	14	6.3	4	975	3900
	15	6.3	4	975	3900
	16	6.3	4	corr	930
	17	6.3	4	corr	2012
	18	6.3	8	corr	3896
	19	6.3	4	corr	1068
	20	8.0	2	263	526
	21	8.0	2	262	524
	22	8.0	2	260	520
	23	8.0	2	260	520
	24	8.0	2	267	534
	25	10.0	2	1085	2170
	26	10.0	4	856	3424
	27	10.0	2	1187	2374
	28	10.0	4	1198	4792
	29	10.0	2	837	1674
	30	10.0	3	1106	3318
	31	10.0	2	440	880
	32	10.0	2	551	1102
	33	10.0	1	551	551
	34	10.0	1	294	294
	35	10.0	1	300	300
	36	10.0	2	554	1108
	37	10.0	1	105	105
	38	10.0	4	461	1844
	39	10.0	1	105	105
	40	10.0	1	310	310
	41	10.0	2	695	1390
	42	10.0	2	660	1320
	43	10.0	2	472	944
	44	10.0	2	472	944
	45	10.0	2	1112	2224
	46	10.0	2	426	852
	47	10.0	2	1090	2180
	48	10.0	3	532	1596
	49	10.0	3	1103	3309
	50	10.0	1	531	1062
	51	10.0	2	1200	2400
	52	10.0	1	535	535
	53	10.0	6	1198	7188
	54	10.0	3	979	2937
	55	10.0	4	136	544
	56	10.0	1	105	105
	57	10.0	4	888	3552
	58	10.0	2	947	1894
	59	10.0	2	503	1006
	60	10.0	1	395	395
	61	10.0	2	1198	2396
	62	10.0	2	1198	2396
	63	10.0	2	1077	2154
	64	10.0	2	222	444
	65	10.0	2	967	1934
	66	10.0	2	1077	2154
	67	10.0	2	500	1000
	68	10.0	2	168	336
	69	10.0	3	1086	3258
	70	10.0	3	217	651
	71	10.0	2	1187	2374
	72	10.0	3	495	1485
	73	10.0	2	193	386
	74	10.0	2	480	960
	75	10.0	2	1198	2396
	76	10.0	2	579	1158
	77	10.0	2	999	1998
	78	10.0	2	1198	2396
	79	10.0	2	1005	2000
	80	10.0	2	1000	2000
	81	10.0	4	1153	4612
	82	10.0	1	474	474
	83	10.0	1	477	477
	84	10.0	2	1179	2358
	85	10.0	2	1187	2374
	86	10.0	3	785	2355
	87	10.0	1	472	472
	88	10.0	2	1174	2348
	89	10.0	1	1073	1073
	90	12.5	1	803	803
	91	12.5	1	465	465
	92	12.5	1	858	858
	93	12.5	2	1197	2394
	94	12.5	2	863	1726
	95	12.5	1	465	465
	96	12.5	2	1077	2154
	97	12.5	1	982	982
	98	12.5	1	403	403
	99	12.5	2	1197	2394
	100	12.5	2	761	1522
	101	12.5	1	803	803
	102	12.5	1	1207	1207
	103	12.5	1	783	783
	104	12.5	3	786	2358

RESUMO DO AÇO DAS VIGAS DE COBERTURA

AÇO	DIAM (mm)	C.TOTAL (m)	PESO + 10% (kg)
CA50	6.3	385.6	103.8
	8.0	31.5	13.2
	10.0	1077.8	730.9
CA60	5.0	1199	203.3
PESO TOTAL (kg)			
CA50	1056.1		
CA60	203.3		

Volume de concreto (C-25) = 12.71 m³
Área de forma = 215.24 m²

VC6 (var)
ESC 1:75

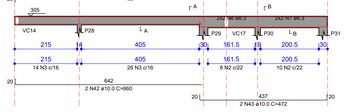

SEÇÃO A-A
ESC 1:60

SEÇÃO B-B
ESC 1:60

VC7 (14 x 30)
ESC 1:75

SEÇÃO A-A
ESC 1:60

VC8 (14 x 30)
ESC 1:75

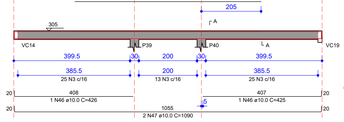

SEÇÃO A-A
ESC 1:60

VC9 (14 x 30)
ESC 1:75

SEÇÃO A-A
ESC 1:60

VC10 (14 x 80)
ESC 1:75



SEÇÃO A-A
ESC 1:60

ESPERA P48
ESC 1:60

SUSPENSÃO VC20
ESC 1:60

VC11 (14 x 30)
ESC 1:75

SEÇÃO A-A
ESC 1:60

VC12 (14 x 30)
ESC 1:75



SEÇÃO A-A
ESC 1:60

VC13 (14 x 30)
ESC 1:75

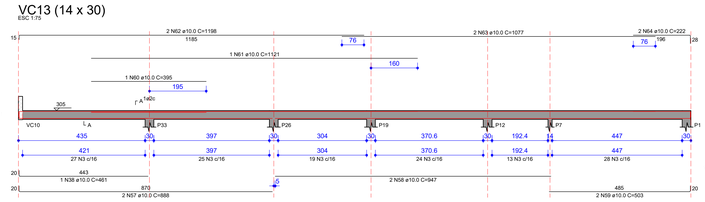

SEÇÃO A-A
ESC 1:60

VC14 (14 x 30)
ESC 1:75

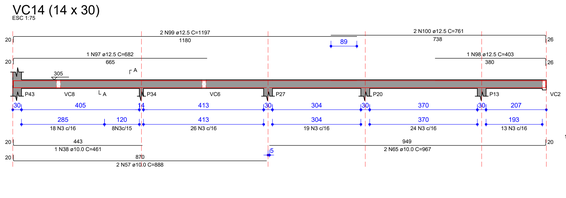

SEÇÃO A-A
ESC 1:60

VC15 (14 x 30)
ESC 1:75

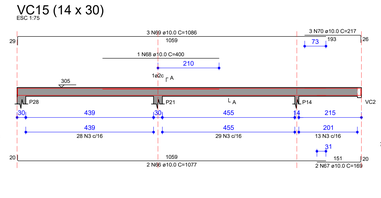

SEÇÃO A-A
ESC 1:60

VC16 (14 x 30)
ESC 1:75

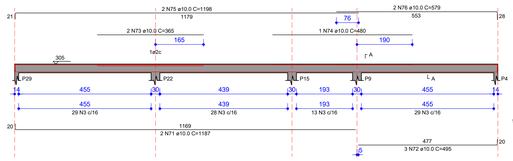

SEÇÃO A-A
ESC 1:60

VC17 (14 x 40)
ESC 1:75



SEÇÃO A-A
ESC 1:60

VC18 (14 x 40)
ESC 1:75



SEÇÃO A-A
ESC 1:60

VC19 (14 x 40)
ESC 1:75

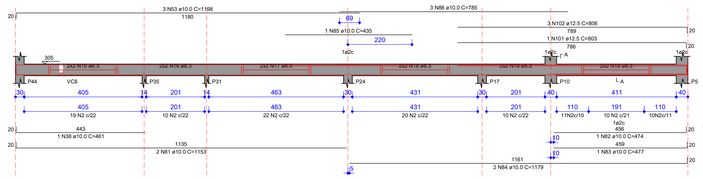

SEÇÃO A-A
ESC 1:60

VC20 (14 x 35)
ESC 1:75

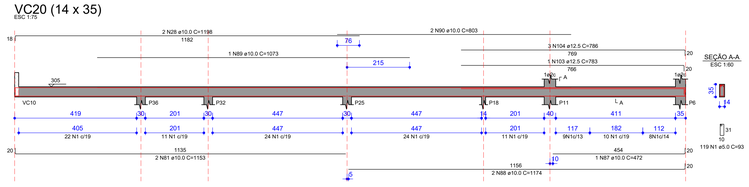

SEÇÃO A-A
ESC 1:60

VF1 (14 x 30)
ESC 1:75



SEÇÃO A-A
ESC 1:60

VF2 (14 x 30)
ESC 1:75



SEÇÃO A-A
ESC 1:60

VF3 (14 x 60)
ESC 1:75

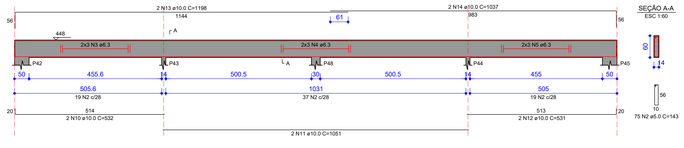

SEÇÃO A-A
ESC 1:60

VF4 (14 x 30)
ESC 1:75

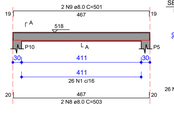

SEÇÃO A-A
ESC 1:60

VF5 (14 x 30)
ESC 1:75

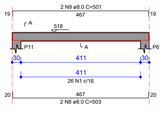

SEÇÃO A-A
ESC 1:60

RELAÇÃO DO AÇO DAS VIGAS DE FECHAMENTO

VF1 VF2 VF3
VF4 VF5

AÇO	N	DIAM (mm)	QUANT	C.UNIT (cm)	C.TOTAL (cm)
CA60	1	5.0	106	83	8798
CA50	2	5.0	75	143	10725
	3	6.3	6	corr	3030
	4	6.3	6	corr	3030
	5	6.3	6	corr	3030
	6	8.0	4	481	1924
	7	8.0	4	479	1916
	8	8.0	4	503	2012
	9	10.0	2	531	1062
	10	10.0	2	532	1064
	11	10.0	2	1051	2102
	12	10.0	2	531	1062
	13	10.0	2	1198	2396
	14	10.0	2	1037	2074

RESUMO DO AÇO

AÇO	DIAM (mm)	C.TOTAL (m)	PESO + 10% (kg)
CA50	6.3	126.2	33.7
	8.0	78.6	34.1
	10.0	87	59
CA60	5.0	196.2	33.1
PESO TOTAL (kg)			
CA50	126.8		
CA60	33.1		

Volume de concreto (C-25) = 2.51 m³
Área de forma = 41.35 m²

TG ARQUITETURA E ENGENHARIA
Fone: (62) 3988-7297
(62) 98221-3763
www.tgarqengenharia.com.br

ESTRUTURAL

ENDEREÇO: APM - QUADRA 53 LOTE 1B - JARDIM BRASÍLIA - ÁGUAS LINDAS DE GOIÁS - GO

PROPRIETÁRIO: PREFEITURA MUNICIPAL DE ÁGUAS LINDAS DE GOIÁS

AUTOR DO PROJETO: THIAGO GONÇALVES

ASS:
PROPRIETÁRIO
PREFEITURA MUNICIPAL DE ÁGUAS LINDAS DE GOIÁS

ASS:
RESPONSÁVEL PELO PROJETO:
THIAGO GONÇALVES
CREA: 101571147603-GO

ÁREA CONSTRUÍDA: 712.13 m²

DESENHO: THIAGO GONÇALVES

ASSUNTO: Vigas de Cobertura, Vigas de Fechamento

REVISÃO: **00**

DATA: **06/11/2019**

PRANCHA Nº: **06** / 7

ARQUIVO: **Centroidoso.est.06.11.19.R00**

ESCALA: **INDICADA**